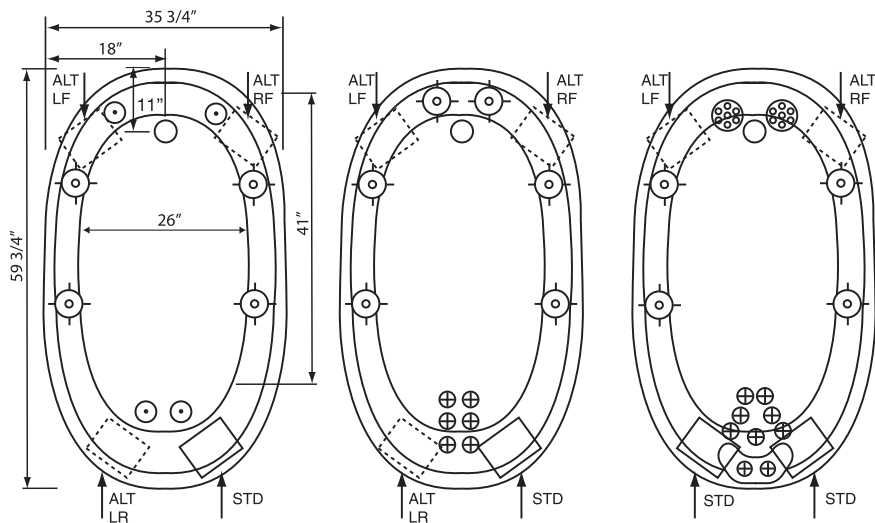


Eclipse 536

60" x 36" x 23"

Silver Series \$2150 #ECS6036	Gold Series \$2995 #ECG6036	Platinum Series \$5300 #ECP6036	Soaking Tub \$1295 #ECTO6036
---	---------------------------------------	---	--

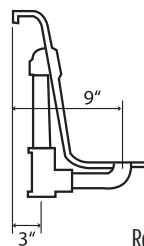


Equipment Legend

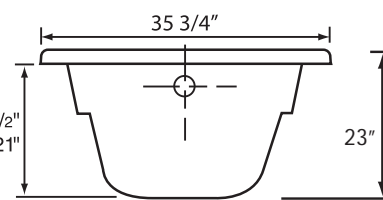
- Accu-Massage
- Micro Flow or Opt. Micromassage
- Ultra Flow or Optional Ultra Massage
- Sole Soother
- Neck Masseur Pillow
- Pump
- Alt. Pump
- Pump Access (18"x18" required)
*Some pump locations & plumbing may extend beyond perimeter of bath
- 25° Back Rest

Electrical Specifications

	Silver	Gold	Platinum
Pump Requirement			
115V 15AMP w/GFCI	1		2
115V 20AMP w/GFCI		1	
Inline Heater Requirement			
115V 15AMP w/GFCI	optional	1	1
Gallons to Overflow	50 gal		
Gallons to Operate	35-50 gal		



Rough In Plumbing Measurements



NOTE: Specifications are $\pm 1/4"$ and features are subject to change without notice
All final measurements should be taken from tub on site

Features

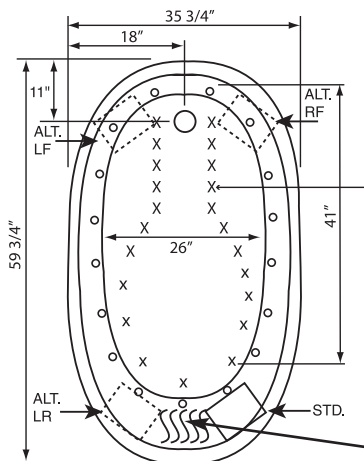
	Silver Series	Gold Series	Platinum Series		Silver Series	Gold Series	Platinum Series
JETS				Aromatherapy Fragrance System			
Total number of jets	8	12	15	Fragrance Refills	\$195	\$195	\$195
Accu-Massage	N/A	6	9	Hydrocleanse Whirlpool Sys Clnr	\$16.95	\$16.95	\$16.95
Micro Flow	4	N/A	N/A		\$19.95	\$19.95	\$19.95
Micro Massage (each)	\$40	\$40	N/A	GRAB BAR			
Ultra Flow	4	6	4	Bolt on PB, PC, SN, WH, ALM, BISC	\$125ea.	\$125ea.	2-Incl.
Ultra Massage (each)	\$50	\$50	\$50	Standard Grab Bars will be color coordinated to match whirlpool			
Sole Soother Seven (N/A in Metallic)	N/A	N/A	2	DRAIN KITS			
Back Masseur System	N/A	Incl.	Incl.	Lift N Turn PB, PC, SN, WH, ALM, BISC, ORB	\$95	Incl.	N/A
Neck Masseur Pillow (incl 2 jets)	N/A	\$450	Incl.	Deluxe Cable Drain PB, PC, SN, WH, ALM, BISC, ORB	\$250	\$250	Incl.
Metallic Trim Kit PC, PB, SN, ORB	\$250	\$350	\$400	Standard drain colored to match whirlpool with ABS rough unless specified otherwise			
PUMPS				LIGHTS			
2.25 Hydro Power 1 speed	Incl.	N/A	N/A	Mood Light	\$195	\$195	Incl.
2.25 Hydro Power 3 speed	\$250	N/A	2-Incl.	Chromatherapy	\$395	\$395	\$395
3.25 Hydro Power 3 speed	N/A	Incl.	N/A	PILLOW			
Alternate Pump Location*	Incl.	Incl.	Incl.	Deluxe Oval	\$80	Incl.	N/A
Custom Pump Location*	\$180	\$180	\$180	STANDARD COLORS			
HEATER				White Bone Almond Biscuit	Incl.	Incl.	Incl.
Heater Inline/Electric	\$395	Incl.	Incl.	Design Colors-refer to page 5	\$495	\$495	\$495
Hydro Clean Sanitation System	\$495	\$495	\$495	EZ LEVEL QUIET BASE			
CONTROLS				Alters deck height. Contact factory.	N/A	\$300	Incl.
Air Switch on/off	Incl.	Incl.	N/A	EZ LEVEL BARS			
				Rush order 72 hour manufacturing (contact factory)	\$150	\$150	N/A
				Shipping Boxes	\$495	\$495	\$495
					\$90	\$90	\$90

Eclipse 536

60" x 36" x 23"

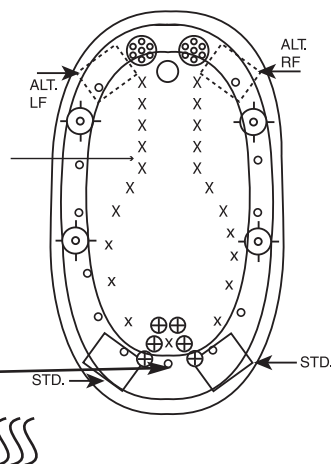
Air Massage Series \$3195
#ECA6036

Combination Series \$5650
#ECC6036



Optional Deluxe in floor Air Massage jets—provide muscle therapy directly to the legs and body.

Standard Warm Air FDA Tubing Zone



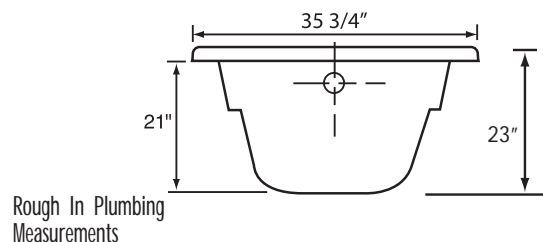
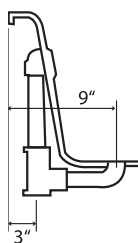
Equipment Legend

- X Optional deluxe in floor air massage jets
 - Turbo Air Jet
 - ⊕ Accu-Massage
 - Micro Flow or Optional Micromassage
 - ⊙ Ultra Flow or Optional Ultra Massage
 - ⊙ Sole Soother
 - ⊕ Neck Masseur Pillow
 - Pump
 - ⊖ Alt. Pump
 - Heated FDA Tubing Zone
 - SSSSS
- Pump Access (18"x18" required)
*Some pump locations & plumbing may extend beyond perimeter of bath

Electrical Specifications

	Air Massage	Combination
Pump Requirement		
115V 15AMP w/GFCI	1	1
115V 20AMP w/GFCI		1
Inline Heater Requirement		
115V 15AMP w/GFCI		1
Gallons to Overflow	50 gal	
Gallons to Operate	30-50 gal	

NOTE: Specifications are ± 1/4" and features are subject to change without notice
All final measurements should be taken from tub on site



Features

	Air Massage Series	Combination Series		Air Massage Series	Combination Series
JETS					
Total number of jets	16	28			
Deluxe air systems	\$995	\$995			
Accu-Massage	N/A	6			
Micro Flow	N/A	N/A			
Micro Massage (each)	N/A	N/A			
Ultra Flow	N/A	4			
Ultra Massage (each)	N/A	\$50			
Sole Soother Seven (N/A in Metallic)	N/A	2			
Back Masseur System	N/A	Incl.			
Neck Masseur Pillow (incl 2 jets)	N/A	\$450			
Metallic Trim Kit PC, PB, SN, ORB	\$350	\$600			
PUMPS					
1.25 AP variable speed	Incl.	Incl.			
3.25 Hydro Power 3 speed	N/A	Incl.			
Pump Location/Alternate*	Incl.	Incl.			
Custom Pump Location*	\$18-	\$180			
HEATER					
Heater Inline/Electric	N/A	Incl.			
HydroClean Sanitation System	N/A	\$495			
CONTROLS					
Air Switch on/off water pump	N/A	Incl.			
Electronic variable speed	Incl.	Incl.			
AROMATHERAPY FRAGRANCE SYSTEM					
				\$195	\$195
Fragrance Refills				\$16.95	\$16.95
HYDROCLEANSE WHIRLPOOL SYS CLNER					
				\$19.95	\$19.95
GRAB BAR					
Bolt on PB, PC, SN, WH, ALM, BISC			\$125 ea.		2-Incl.
Standard Grab Bars will be color coordinated to match whirlpool					
DRAIN KITS					
Lift N Turn PC, PB, SN, WH, ALM, BISC, ORB			Incl.		N/A
Deluxe Cable Drain PB, PC, SN, WH, ALM, BISC, ORB			\$250		Incl.
Standard drain colored to match whirlpool with ABS rough unless specified otherwise					
LIGHTS					
Mood Light			\$195		Incl.
Chromatherapy			\$395		\$395
PILLOW					
Deluxe Oval			Incl.		Incl.
STANDARD COLORS					
White Bone Almond Biscuit			Incl.		Incl.
Special Colors-refer to page 5			\$495		\$495
EZ LEVEL QUIET BASE					
			Incl.		Incl.
Rush order 72 hour manufacturing (contact factory)			\$495		\$495
Shipping Boxes			\$90		\$90