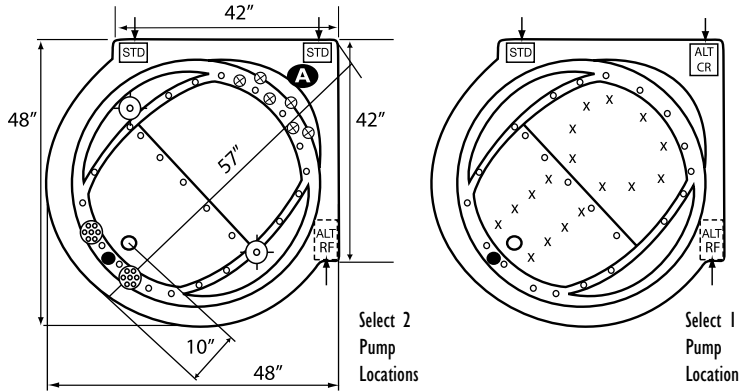



Paradise 4848

48" x 48" x 33"












Gold Combo #PGC4848	Air Massage #PA4848	
\$6,680	\$5,150	



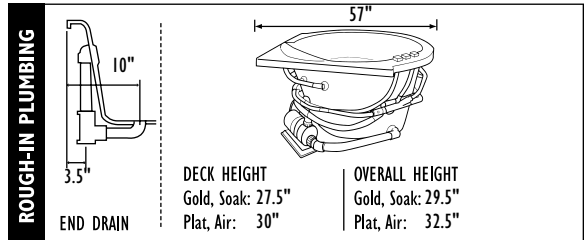
A Alternate Warm Air Zone | **B** Optional Deluxe in-floor Air Massage Jets x x x | **C** Standard Warm Air FDA Tubing Zone 

HTT muscle therapy directly to the legs & body.

NOTE: Specifications are ± 1/4" and features are subject to change without notice. All final measurements should be taken from tub on site. *Some pump locations & plumbing may extend beyond perimeter of bath.

EQUIPMENT LEGEND	 Air Massage Sidewall Jets	 Optional Deluxe in-floor Air Massage Jets	 Accu-Massage Jets	 Micro Flow or Opt. Micromassage	 Ultra Flow or Opt. Ultra Massage	 Sole Soother	 Neck Massage Pillow	 Inlet/Outlet Port	 Pump	 Heated FDA Tubing Zone	 Pump Access (18"x18" required)
------------------	---	---	---	---	--	--	---	---	--	--	--

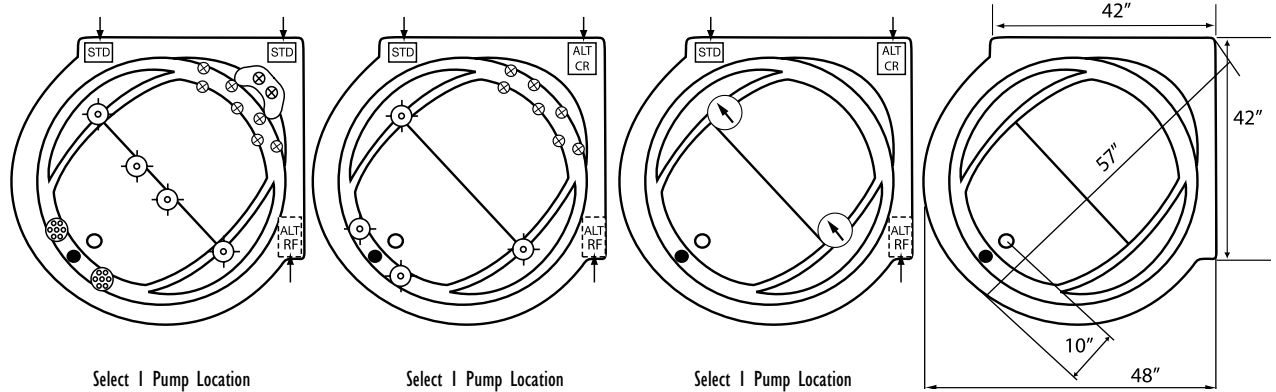
ELECTRICAL SPECIFICATIONS Dedicated Circuits Required	PLAT COMBO	GOLD COMBO	SILVER COMBO	AIR	PLAT	GOLD	SILVER	SOOTH SOAK
PUMP REQ. 115V 15AMP W/GFCI	3	2	2	1	2	1	1	1
INLINE HEATER REQ. 115V 15AMP GFCI	1	1	OPT	-	1	1	OPT	-
WHISPER FLO HEAT SYSTEM™ 115V 15AMP GFCI	-	-	-	2	-	-	-	-



FEATURES	Gold Combo	Silver Combo	Air
JETS — Total number of jets	30	21	18
Air Jets/Ports	18/108	12/72	18/108
Deluxe Air Jets In-Floor	\$995	N/A	N/A
Accu-Massage	7	N/A	N/A
Micro Flow	N/A	4	N/A
Micro Massage (each)	N/A	\$75	N/A
Ultra Flow	4	5	N/A
Ultra Massage (each)	\$95	\$95	N/A
Sole Soother 7 (N/A in Metallic)	2	N/A	N/A
Back Masseur System	Incl	N/A	N/A
Neck Masseur Pillow (incl 2 jets)	\$450	N/A	N/A
Metallic Trim Kit PC, PB, SN, ORB	\$600	\$550	\$350
Corner Skirt 4848	\$895	\$895	\$895
PUMPS			
1.0 Air Power 3 Speed	N/A	Incl	N/A
1.25 Air Power Variable Speed	Incl	N/A	Incl
2.25 Hydro Power 1 speed	N/A	Incl	N/A
3.25 Hydro Power 3 speed	Incl	\$350	N/A
Whisper Flo Heat Pump	N/A	N/A	N/A
Alternate Pump Location	Incl	Incl	Incl
Custom Pump Location(s)	\$180	\$180	\$180
HEATER			
Heater Inline/Electric	Incl	\$395	N/A
Whisper Flo Heat System	N/A	N/A	\$795
CONTROLS			
Air Switch on/off	Incl	Incl	N/A
Air Switch w/ Digital Temp Readout	N/A	N/A	N/A
Electronic	Incl	N/A	Incl
HYDRO SCENTS	\$195	\$195	\$195
Fragrance Refills	\$16.95	\$16.95	\$16.95
HYDRO CLEANSE	\$19.95	\$19.95	\$19.95

FEATURES	Gold Combo	Silver Combo	Air
HYDRO CLEAN	Incl	Incl	\$495
HYDRO SOUNDS	\$1,950.00	\$1,950.00	\$1,950.00
GRAB BAR(S)			
Bolt on PB, PC, SN, WH, ALM, BISC	2-Incl	\$125ea	\$125ea
Standard Grab Bars will be color coordinated to match whirlpool			
TILE FLANGE	\$175	\$175	\$175
DRAIN KITS			
Life N Turn PB, PC, SN, WH, ALM, BISC, ORB	N/A	N/A	Incl
Deluxe Cable Drain PB, PC, SN, WH, ALM, BISC, ORB	Incl	\$250	\$250
BISC, ORB Standard color coordination & PVC rough			
LIGHTS			
Mood Light	N/A	Incl	Incl
Chromatherapy	Incl	\$395	\$395
PILLOW			
Deluxe Oval	Incl	Incl	Incl
STANDARD COLORS			
White, Bone, Almond & Biscuit	Incl	Incl	Incl
Design Colors—refer to page 8	\$495	\$495	\$495
EZ LEVEL QUIET BASE	Incl	\$350*	Incl
*Use Plat, Combo, Air Deck Heights			
EZ LEVEL BARS	N/A	\$350*	N/A
*Use Plat, Combo, Air Deck Heights			
Rush Order 72hr Manufacturing	\$495	\$495	\$495
(confirm with factory)			
Shipping Boxes	\$90	\$90	\$90

	Plat #PP4848	Gold #PG4848	Sooth Soak #PSS4848	Soaking #PTO4848
	\$6,150	\$4,775	\$4,390	\$2,800



Select 1 Pump Location

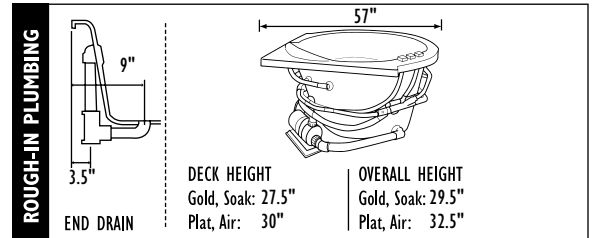
Select 1 Pump Location

Select 1 Pump Location

NOTE: Specifications are ± 1/4" and features are subject to change without notice. All final measurements should be taken from tub on site. *Some pump locations & plumbing may extend beyond perimeter of bath.

EQUIPMENT LEGEND											
	Air Massage Sidewall Jets	Optional Deluxe in-floor Air Massage Jets	Accu-Massage Jets	Micro Flow or Opt. Micromassage	Ultra Flow or Opt. Ultra Massage	Sole Soother	Neck Massage Pillow	Inlet/Outlet Port	Pump	Heated FDA Tubing Zone	Pump Access (18"x18" required)

ELECTRICAL SPECIFICATIONS Dedicated Circuits Required	PLAT COMBO	GOLD COMBO	SILVER COMBO	AIR	PLAT	GOLD	SILVER	SOOTH SOAK
PUMP REQ.								
115V 15AMP W/GFCI	3	2	2	1	2	1	1	1
INLINE HEATER REQ.								
115V 15AMP GFCI	1	1	OPT	-	1	1	OPT	-
WHISPER FLO HEAT SYSTEM™								
115V 15AMP GFCI	-	-	-	2	-	-	-	-



FEATURES	Plat	Gold	Silver	Sooth Soak
JETS — Total number of jets	15	11	9	N/A
Air Jets/Ports	N/A	N/A	N/A	N/A
Deluxe Air Jets In-Floor	N/A	N/A	N/A	N/A
Accu-Massage	9	7	N/A	N/A
Micro Flow	N/A	N/A	4	N/A
Micro Massage (each)	N/A	N/A	\$75	N/A
Ultra Flow	4	4	5	N/A
Ultra Massage (each)	\$95	\$95	\$95	N/A
Sole Soother 7 (N/A in Metallic)	2	N/A	N/A	N/A
Back Masseur System	Incl	Incl	N/A	N/A
Neck Masseur Pillow (incl 2 jets)	1-Incl	\$450	N/A	\$450
Metallic Trim Kit PC, PB, SN, ORB	\$400	\$350	\$250	N/A
Corner Skirt 4848	\$895	\$895	\$895	\$895
PUMPS				
1.0 Air Power 3 Speed	N/A	N/A	N/A	N/A
1.25 Air Power Variable Speed	N/A	N/A	N/A	N/A
2.25 Hydro Power 1 speed	N/A	N/A	Incl	N/A
3.25 Hydro Power 3 speed	2-Incl	Incl	\$350	N/A
Whisper Flo Heat Pump	N/A	N/A	N/A	Incl
Alternate Pump Location	Incl	Incl	Incl	Incl
Custom Pump Location(s)	\$180	\$180	\$180	\$180
HEATER				
Heater Inline/Electric	Incl	Incl	\$395	N/A
Whisper Flo Heat System	N/A	N/A	N/A	N/A
CONTROLS				
Air Switch on/off	Incl	Incl	Incl	Incl
Air Switch w/ Digital Temp Readout	Incl	N/A	N/A	N/A
Electronic	N/A	N/A	N/A	N/A
HYDRO SCENTS				
Fragrance Refills	\$195	\$195	\$195	N/A
HYDRO CLEANSE				
	\$19.95	\$19.95	\$19.95	\$19.95

FEATURES	Plat	Gold	Silver	Sooth Soak
HYDRO CLEAN	Incl	\$495	\$495	\$495
HYDRO SOUNDS	\$1,950.00	\$1,950.00	\$1,950.00	\$1,950.00
GRAB BAR(S)				
Bolt on PB, PC, SN, WH, ALM, BISC	2-Incl	\$125ea	\$125ea	\$125ea
Standard Grab Bars will be color coordinated to match whirlpool				
TILE FLANGE	\$175	\$175	\$175	\$175
DRAIN KITS				
Lift N Turn PB, PC, SN, WH, ALM, BISC, ORB	N/A	Incl	\$95	Incl
Deluxe Cable Drain PB, PC, SN, WH, ALM, BISC, ORB	Incl	\$250	\$250	\$250
Standard color coordination & PVC rough				
LIGHTS				
Mood Light	N/A	Incl	\$195	N/A
Chromatherapy	Incl	\$395	\$395	Incl
PILLOW				
Deluxe Oval	N/A	Incl	\$80	Incl
STANDARD COLORS				
White, Bone, Almond & Biscuit	Incl	Incl	Incl	Incl
Design Colors-refer to page 8	\$495	\$495	\$495	\$495
EZ LEVEL QUIET BASE	Incl	N/A	N/A	\$350*
*Use Plat, Combo, Air Deck Heights				
EZ LEVEL BARS	N/A	\$150*	\$150*	\$150*
*Use Plat, Combo, Air Deck Heights				
Rush Order 72hr Manufacturing	\$495	\$495	\$495	\$495
(confirm with factory)				
Shipping Boxes	\$90	\$90	\$90	\$90